

CELEBRATION OF NEEDLEWORK

Louisville Marriott Downtown

October 8 - October 11, 2008

Welcome...

...to Celebration our location in beautiful Louisville Kentucky. Our 13 years of consumer shows are dedicated to our loyal stitchers who have supported the independent shops, designers and teachers for so many years. We offer these loyal customers the most unique independent retailers from the northeast and beyond, now offering five days of educational opportunities and three days of shopping, relaxation, and fun.

Celebration of Needlework now brings you 2 annual shows per year. Nashua, New Hampshire and Louisville, Kentucky. Both shows bring you a merchandise mall bursting with top quality supplies and accessories. It is a stitcher's dream models galore, fabulous fibers, luxurious linens, irresistible designs, outstanding finishing ideas, and 100's of items you never knew you needed. We welcome you to join us this spring in Nashua, New Hampshire or in Louisville, Kentucky in the fall. Look for our frequently updated web site and hotel information.

Celebration organizers have spent the past year reviewing proposals for more of the outstanding classes you have become accustomed to. Classes are designated as one of five skill levels to help you select the classes best suited to your personal expertise. Our teachers are an ensemble of talented needle artists who will encourage you to attain higher levels of craftsmanship and nurture you to overcome poor habits. We know you'll have a difficult time choosing from the long list of exciting offerings.

Class space is limited and most classes are offered only once over the five days. Pre-registration is required with only a limited number of on-site registrations depending on the teacher. Classes fill on a first-come, first-served basis. Visit our site, www.celebrationofnw.com to see color photographs and enlargements of class projects. Updates will be posted to our continuously revised website. Photo's and descriptions not available at the time of printing will be posted to the web as they become available. Pack up your stitching tote with your favorite necessities and bring any additional lighting/magnification you may require.

Membership

A \$35 Membership to Celebration of Needlework brings you many great benefits: a 5% discount on all classes that you register for in advance of the deadline date, free admission to the wonderful shopping center during any of the hours it is open, and a 2008 souvenir pin. In addition, you will be given priority registration. Annual membership is valid for one calendar year (Jan 1—Dec. 31.) Look for the appropriate box on the registration form and include this fee in your total. If you've attended Celebration in the past you will recognize this as a great value.

Special Events

Our 13th Anniversary Celebration will be filled with classes that keep getting better. As always join us for our free Meet N Greet Wednesday evening featuring some of our teachers and their projects. Lecture on aging women by Aimee Newell not to be missed. Once again Susan Greening Davis will be our emcee for the weekend. Join Susan for Stroll the show floor free to members or why not attend the Big Evening Event and Silent Auction where we have something real special for all the attendees. This fast paced night features a little fun, some learning, a kit, a gift, and a yummy dessert buffet. During the weekend don't forget to look for our display of gift baskets and purchase a raffle ticket to benefit Breast Cancer Research. Come and Show and Share with Susan, brag about that project you have completed. Now we couldn't forget our Round Robins the most popular little event of the weekend 4 teachers and 4 kits per session, this is one you won't want to miss out on so sign up early. Look over the registration form and consider these great special events!

REGISTRATION PACKETS

Upon your arrival, please stop at the Celebration of Needlework desk to pick up your Registration packet.

BASIC SUPPLIES FOR CLASSES

Your class fee includes a complete project kit, but be sure to note any supplies you are asked to bring along in the class description.

Also, bring the following to **every** class: Hoop or frame (4-6 inch diameter), ruler, pins, highlighter, very small sharp pointed scissors, and any other needlework tools you like to use. **Also, please read all class descriptions carefully to determine if you think you will need to bring light and/or magnification.**

CELEBRATION OF NEEDLEWORK SHOPPING CENTER HOURS

Thursday & Friday: 9 am to 5:30 pm
Saturday: 9 am to 5 pm

Admission: \$9.00 per day or
\$17.00 for a 2 day pass
\$24.00 for a 3 day pass

For your safety, no strollers will be allowed in the Shopping Center.

Exhibiting Retailers & Designers

Britstitch

770- 832-6273 | www.britstitch.com

Charlette's Collectibles

www.charlettescollectibles.com

Cross Stitch Corner

615-356-5395

Cross Stitch Treasures, Inc.

www.XSTreasures.com

Crossed Wing Collection

715-258-5915 | www.crossedwing.com

Deb Bee's Designs

www.debbeesdesigns.com

Dinky Dyes

www.dinkydyes.com

Dutch Treat Designs

925-294-8621 | www.dutchtreat.com

Images Stitchery Design

410-745-4379 | www.imagesstitcherydesign.com

J. Designs

952-884-7790 | www.jdesignsbyjulie.com

JAR Designs

www.jar designs.biz

JBW Designs

www.jbw designs.com

Olde Colonial Designs

www.oldecolonialdesigns.com

Olde Willow Stitchery Threads, Inc.

440-205-1863 | www.oldewillowstitchery.com

Rosewood Manor

www.rosewoodxstitch.com

Scandinavian Stitches

203-637-6832 | www.scandinavianstitches.com

The Heart's Content

920-494-9434 | www.theheartcontent.com

The Needle's Work Antiques

309-263-7766 | www.needleworkantiques.com

The Silver Needle

1-888-543-7004 | www.thesilverneedle.com

The Sweetheart Tree

www.sweethearttree.com

Tristan Books Designs

910-767-8414 | www.tristanbooks.com

X's and O's

www.xs-and-ohs.com/



310
\$155.00

MOVED FROM WEDNESDAY TO SATURDAY

My Beaded Garden Accessories

Jackie du Plessis, It's Fine-ally Finished
*2:00 pm-4:00 pm

- *Unpublished, Exclusive Teaching Piece
- *Intermediate, Maximum: 24 students

Working with delicate shades of purple and green and adding delicate beads on 32ct linen, you will create this wonderful collection of floral inspired needlework accessories. The tiny beaded treasures will include a needle book with a silk pocket, a scissor sheath, tufted pincushion, pin keep, thimble silk pouch and tape measure. In class you will learn how to make the pieces and the functional ort/carryall basket by manipulating the silk taffeta and lining a 4" Nantucket basket. Class time will focus on finishing steps and techniques — stitching with beads, preparing the linen for finishing steps, attaching silk to linen, joining, attaching and making hedebo loops, cording, bows, buttons, stuffing and shaping.

Kit includes: written instructions, graph, photos, finishing kit (all supplies needed to stitch and finish — hand dyed silk fibers, linen, beads, templates, mat board, batting ribbon and basket.

Please bring Q-snap, notebook and basic stitching and finishing supplies.

95
\$83.00



Knot a Pocket Kit & DVD

Teresa Layman
*Unpublished, Exclusive Teaching Piece
*12:00 pm-3:00pm
*Beginner, Maximum 25 Student

In this class you'll learn to do miniature knotwork for the flap of a beautiful pocket. 200 years ago pockets were an addition to your outfit — Teresa is reviving the practice with a beautiful pocket that can be worn on a belt or used as an Eyeglass/iPod/Cellphone Case. Learn the beautiful art of miniature knotwork. We'll cover how to make French and Colonial Knots, shading with knots and which knots to use in particular areas of a design for the best effect. Ask anyone who learned the technique last year... It's great to be a "Knotty" Girl!

Kit includes: Printed Fabric, needles, floss, hoop, cord for piping, fabric & lining for case, batting, stitch diagrams, instructions, color key, patterns, and construction guide.

96
\$115.00



Strawberry Needle Roll

Nan Euler
*12:30 pm-5:30 pm
*Unpublished
*All, Max 30 students

This adorable little pin cushion contains an attached flap for storing needles. It is a Pin Cushion Sampler of Common European Motifs. Stitched area is 6 x 6 done in shades of green, blue, and pink. Included in the directions is a selection of motifs to personalize the sampler/cushion. The Needle-roll flap is secured by a ribbon and button. Silver charms to embellish will be available in the Needlework shopping Mall.

Kit Contains: 34 count cream linen, Pearsall's silk, button, ribbon, wool felt, stuffing, and needles.

Please bring to class 5 or 6" hoop, paper scissors and embroidery scissors, light and magnification if needed.



Framing a small Sampler

Tamara Finn
*1:00 pm-4:00 pm
*Exclusive Unpublished
*All, Maximum 24 students

97
\$98.00

"Experience the art of Needlework framing" with Pam of Olde Colonial Designs and daughter Tamara Finn. Join us as we demonstrate the lacing of needlework from small tiny frames to boxes and finishing items. The control you receive when using this method. We will supply you with a small frame suitable for floating Barbara Jackson's Pineapple Quest. You will practice lacing into this frame if you wish or just watch and take notes your choice. Floating of samplers can be a bit tricky so we will show you some tricks of the trade to float a hem stitched sampler.

Kit includes: Frame, Mount board, Lacing thread, needle and notebook. Please bring a ruler, scissors, pencil and straight pins to class.

CELEBRATION OF NEEDLEWORK SHOPPING CENTER HOURS

Thursday & Friday: 9 am to 5:30 pm
Saturday: 9 am to 5 pm

Admission: \$9.00 per day or
\$17.00 for a 2 day pass
\$24.00 for a 3 day pass

For your safety, no strollers will be allowed in the Shopping Center.

98
\$95.00



Sally Johnson - Old Sturbridge Village Reproduction


Robin Laukhuf
*Unpublished, Exclusive Teaching Piece
*2:00 pm-5:00 pm
*Intermediate, Maximum 20 students

This beautiful sampler was wrought by Sally Johnson, who was born in 1796. Teal blue and rust colors dominate the 10" x 14" sampler. Lake-side Linen's "32 ct. Fawn" along with Olde Willow Stitchery's floss will be used to reproduce this sampler. Notice the intricate bands, motifs and sawtooth borders Sally chose for her work of needle art. Join Robin to hear all about Sally and her sampler, and take home a piece of New England history for your personal collection. The original sampler will be in a future article of Piecework with a few motifs used on a shirt, and information on the Old Sturbridge Museum Collection.

Kit includes: Chart, color photo, transfer for embroidery, transfer pen, linen, full skeins of floss and needle.

Bring Q-snaps and any extra light/magnification as needed.

99
\$85.00



Canvas Notebook 2 - Beyond the Basics

Debbie Rowley
*Unpublished Teaching Piece
*2:00 pm-5:00 pm
*Beginner, Maximum 24 students

If herringbone mystifies you, if eyelets frustrate you, and if Sprat's head puzzles you, this is the class for you! We will work on easy to see 18 ct. Canvas and compile stitches for a reference notebook, with fronts and backs of stitches easily visible. We'll take basic herringbone, then expand it to double herringbone, 6 trip herringbone, herringbone squares and leaves, and then interlace it. Learn the secrets of a perfect eyelet, worked as individual stitches and in rows, then shaped as squares, diamonds, hearts, and triangles. Sprat's heads will pose no problem after this class, with triangles, hearts and even round Sprat's. Explore how the stitches look worked with #5 and #8 pearl cotton, #4 and #8 metallic braid, cotton floss and over-dyed heavy cotton. This class is perfect for a good start to compiling a notebook for reference later.

Kit includes: Stretcher bars, tacks, canvas, DMC floss, metallic #4 and #8, pearl cottons #5 and #8. **Please bring to class a laying tool in addition to usual stitching supplies.**

Wednesday Evening

MEET N GREET

WEDNESDAY NIGHT PREVIEW

Our Wednesday Night Preview from 5:30-6:45 pm is the perfect opportunity to find your old stitching friends and to get to know new ones. You will be able to meet instructors who have arrived on Wednesday and find out if there are any vacancies in their classes. Each of our talented teachers will make a five minute presentation of the projects they will be teaching and show you their models. Afterwards, you are invited to examine their models and to enjoy coffee, tea, soft drinks and cookies while you socialize. Make sure that you check off this event on your registration form so that we have plenty of gourmet treats and a special free gift just for you!

LEC-1
\$35.00



LECTURE 1: Nantucket Samplers

Aimee Newell

* 7:00 pm–8:30 pm

* All, Maximum 60 students

Carefully Inwrought: Nantucket Samplers: Located thirty miles off the coast of Massachusetts, Nantucket, the "Faraway Isle," was far from isolated during the 1700s and early 1800s. The island's whaling trade provided a cosmopolitan flair as goods from all over the world passed through its port. Not surprisingly, island samplers show several different sets of motifs and styles. Aimee E. Newell, former Curator of Collections at the Nantucket Historical Association, will present an illustrated lecture on the history of Nantucket samplers. Learn to identify the "Nantucket tree," and enjoy the stories of Quaker girls who grew up to be sea captain's wives.

MAKE-IT, TAKE ITS

Make-it, Take-its are small and economical designs that are offered as a special treat by our teachers. This opportunity is an informal class at tables in the foyer near the Merchandise Mall where teachers will be scheduled hourly. The teacher's names will be posted along with the price of the class and a small picture of the project. Make-it, Take-its are on a "first come, first served" basis and there will be no reservations. You would be wise to arrive promptly, take a seat and be ready to start on time!

Thursday Morning

100
FREE

Strolling the Show Floor

Susan Greening Davis

* Max 100 Students

* 8:00 am–9:00 am

* All

Members Free, Nonmembers \$15: Please register early!

Wow! This is what you have been asking for and Celebration has worked it out! You will have the opportunity to stroll the entire needlework marketplace with Susan as your guide. Each booth will be allotted a short amount of time to share their inside tips, limited items and new items and you can make a list of what you want to purchase,.....as soon as the market opens. That's right - you will already be inside the second the show opens. No more standing in line! This is going to be so much fun and it has never been done before. Sign up quickly and be part of the "in the know" shoppers at Celebration.

101
\$185.00



My Stitching Accessories

(companion to My Finishing Accessories)

Jackie du Plessis

* Unpublished, Exclusive Teaching Piece

* 9:00 am–1:00 pm

* Intermediate, Maximum 24 students

My Stitching Accessories interior has a central silk drawstring caddy that holds and stores the 3" bird's-eye maple layout tool and thread stick. A removable 30ct Dower stitched and tufted pin-cushion attaches neatly to one side, a needle page and scissor storage section on the opposite side. The outer case is stitched on 30ct Dower linen using a tent stitch with hand dyed fibers and AVS 100/3 and Bijoux fibers and it ties to store all your treasured supplies and tools. This burgundy colored case is held by the twisted cord hanger. The focus of class time will be on finishing techniques and steps — preparing the linen and silk, making twisted cord, attaching twisted cord, bow making and attaching buttons and rings.

Kit includes: Written instructions, graph, diagram, photos, complete stitching and finishing kit (hand dyed silk fibers, AVS 100/3 Bijoux fiber, 30ct Dower linen, antique needle page linen, templates, Mylar, Skirtex, pins, needles, hand dyed ribbons, mother of pearl buttons and ring, bird's eye maple 3" tool). Thread stick and initials graph will be optional to order.

Students should bring Q-snap, notebook, rotary cutter and mat and basic stitching and finishing supplies. If you are local please bring your sewing machine — we need two.

102
\$110.00



Dash into it Fearlessly

Catherine Strickler

* Exclusive Teaching Piece

* 9:00 am–1:45 pm

* Intermediate,

Maximum 24 students

"A Drawn Thread Sampler" It's not as hard as it looks! Dive into the deep end of the pool with this drawn thread project, designed just for you the person who has wanted to learn Drawn Thread Work but just to scared to jump! Stitched on a light Sand Belfast Linen using Silk Floss and Pearl Cotton come and see how drawn thread work can be so addictive. Stitches include Cross Stitch over one, Spider Webs, Rhodes, and more.

Kit includes: Linen, Threads, Chart, Photo and all materials to complete this sampler.

Please bring good scissors, light and magnification if needed.



103
\$99.75

Petite Samplaire

Nan Euler

* Unpublished Exclusive Teaching Piece

* 9:00 am–1:45 pm

* Intermediate,

Maximum 24

This small sampler, stitched in mauve and blue over-dyed Glorianna silk on a 34 count cream linen is charming framed or constructed into a sewing necessary. The finished size is a mere 2½" wide by 8" high. The sampler contains 17th century common band motifs stitched in a variety of authentic 17th century stitches. Join me as I walk you back in time with Double Running, Two Sided Italian, Montenegrin, Queen, Long Arm Cross, Four-Sided, arrowhead, alternating and stepped herringbone.

Kit Contains: Linen, 1 Skein of Glorianna Silk, Cotton backing material, wool, felt and ribbon for the closure and complete finishing instructions.

Please bring a 4" hoop to class, light and magnification, if needed.

104
\$158.00



Picnic Basket
Wendy White

*8:00 am-11:45 am
*Intermediate, Maximum 30 students

A summer's day and hours of peaceful stitching are the inspiration for the Picnic Basket. The basket body and handle are stitched in silk to resemble the woven pattern of a wicker basket and the lid which opens and closes is embellished with a variety of dimensional flowers. This basket measures 3" by 5" and approx. 2" tall not including the handle.

The interior is finished with silk dupioni and is the perfect place to keep favorite tools.

What a wonderful addition to add to your collection of needlework accessories.

Kit includes: All materials necessary to stitch and finish the project as well as full instructions.



105
\$130.00

Pineapple Stitches
Jeannette Douglas,
Jeannette Douglas Designs

*9:00 am-12:45 pm
*Exclusive Unpublished Teaching Piece
*Intermediate, Maximum 24 students

This piece is a lovely blend of old yet new again and a wonderful addition to the "stitches" series. You will be stitching on 32 count Pear linen by Lakeside Linens using Gloriana silk, Silk n Colors, Kreinik metallic, beads. The dominant colors are gold and green including a new color of Gloriana hand dyed just for this piece. Come and learn the new Pineapple stitch, Square filling, Bargello and a few old favorites. Join me for a study of all things Pineapple.

Kit includes: 32 ct linen, Gloriana silk, Kreinik, needles, beads, chart and instructions.
Please bring to class Q-snap, scissors, scrape of practice linen, extra needles and light magnifier if needed.

Thursday Afternoon



106
\$265.00

New England Needlework Necessaire

Marcia Brown Smith

*Exclusive Unpublished Teaching Piece
*1:00 pm-5:45 pm
*Intermediate, Maximum 24students

Primitive artist Elsie Di Cassio has created a charming container to depict early life in New England. Using exceptionally coordinated autumn-toned over dyed silk fibers and silk fabrics, Marcia has fashioned a luxurious interior for the box making it an elegant stitcher's companion. The box features a divided tray for scissor and needle storage with bargello elements and silk lining, as well as a larger storage section embellished with stitched linen edging and a prominent monogram. Each student will be assisted in creating their own monogram in class. A verse offering an ode to the stitching artist graces the final section with a silk passementerie embellishment. Hidden beneath the tray is a fully lined green silk interior with a tufted bottom that cradles a lovely turned wood covered container with pin cushion top and a colonial motif. Antique white 28ct Cashel linen is chosen for the ground and is covered with cross stitch, cloud filling stitch, bargello patterns, back stitch and satin stitch. Thread Gatherer's Silk n' Colors, Gloriana silks and Gumnuts silk from Australia are used to create an extraordinary object d'art that is both elegant and useful. You will finish a good deal of the box in class with careful instruction and demonstrations by Marcia.

Kit includes: Hand-painted round sewing box with tray, linen, linen ribbon, silk fibers, over-dyed fine ribbon trims, wooden pincushion, finishing materials containing silk fabrics, graphics, color photocopy and color photos in the text. **Please bring** light and magnification if needed.

REGISTRATION BEGINS ON
June 15, 2008

No Registration Forms
will be accepted before this date.

ADVANCED REGISTRATION
ENDS ON

September 15, 2008
After this date on site will be accepted.

107
\$158.50



Pineapple Quest
Barbara Jackson, Tristan Brooks

*Unpublished, Exclusive Teaching Piece
*11:00 pm-3:00 pm
*Intermediate/Advanced, Maximum 20 students

Over the seas the sailors went in search of the fragrant pineapple. This sampler commemorates their voyage and the exotic fruit with which they returned. This will be a silken journey fitted out with the finest threads from Pearsall's and Gloriana. Worked on 36 ct Lakeside linen Spanish stitch, Irish stitch, Queen Stitch and pulled thread stitches will all be on board as we plot our voyage to distant shores. This is a sampler for those who want to stretch their imaginations and challenge their stitching skills. Everyone's work will be slightly different depending on the colors used and the point of departure! So, polish your needles - it's time to set sail on a new and wonderful stitching idyll! A custom made frame from Olde Colonial will be available for purchase after class to mount your stitching in proper style. And since good framing is somewhat tricky, Celebration has scheduled a special class following Pineapple Quest to show you how to professionally frame this heirloom sampler.

Kit includes: Linen, threads, needles, instructions with color photos.

Please bring 9" x 12" stretcher bars and tacks, or roller bars that will accommodate a 9" width. Bring Light and magnification, if needed.



108
\$138.00

Strawberry Box
Wendy White, Wee Works

*Premier Exclusive Teaching Piece
*1:00 pm-3:45 pm
*Intermediate, Maximum 30 students

This little project, stitched on 28ct yellow and white gingham linen, showcases a beloved verse, strawberry blossoms and ripe juicy strawberries. Designed as a box, the lid lifts off and the sides unfold to reveal a strawberry red interior of pockets for thread winders, needles, scissors and any other tool you can imagine storing here. Stitched in over dyed silks, there is space to personalize your newest treasure.

Kit includes: All materials necessary to complete the project. Bring light and magnification, if needed.



109
\$95.00

"Eight Pretties" Pin Cushion

Susan Greening Davis,
Still Stitching with Susan, LLC

- * Exclusive Teaching Piece
- * 1:00 pm-4:45 pm
- * Intermediate, Maximum 24 students

This Dome pincushion will remind you of a stitched quilt square design. The 28 count flecked loomspun Glasgow linen will be accented with over-dyed floss, Flower Thread and Impressions. The colors rose, dusty blue, green and gold compliment the finishing fabric. Eight great boxes of stitches only as Susan does it! You will enjoy the stitching and will be inspired to create many more as gifts.

Kit Contains: Linen, threads, ribbon, finishing supplies, pattern, photo and practice supplies.

111
\$89.75

Pooh's Temptation

Nan Euler
* Exclusive Unpublished Teaching Piece
* 3:00 pm-5:45 pm
* All, Maximum 24 students



Pooh's favorite thing, honey, is tempting him through octagonal floral screen opening. This 4" x 8" design stitched on 32 Count Cream Linen a combination of silk threads in shades of raspberry, green and gold with a touch of gold metal. Three stitched honey bees are warning Pooh not to disturb the hive. The hive is stitched in a double running octagonal pattern. Surrounding the hive is an octagonal green vine complete with flowers stitched in double running. Surrounding the center is a saying "How duth the tiny busy bee" stitched in an over-dyed fall foliage silk. The edge is worked in Nun Stitch with the spine stitched in Stepped Herringbone. A second bee hive is worked on the back for personalization.

Kit Contains: Linen, Silk Threads, Gold Metal, 4 needles, Felt, Wool Felt photo and complete directions.

Please bring to class 4" or 5" hoop if needed and also light and magnification if needed.

112
\$98.00

Pineapple Biscornu Jeannette Douglas, Jeannette Douglas Designs

- * 4:00 pm-6:45 pm
- * Unpublished, Exclusive Teaching Piece
- * Intermediate, Maximum 24 students



Join Jeannette in stitching 2 Biscornu's to add a different flavor to your collection, if you haven't started one of these collections this is the class to start one. This class will include a design for a large Biscornu and a smaller one that attaches to each with a ribbon. The front and the back are totally different unlike others. You will be stitching on 32 count linen using silk threads with a variety of stitches to match Pineapple stitches.

Kit includes: Gloriana silk, Kreinik metallic, Wool, linen and detailed instructions.

Please bring Q-Snaps, Scissors, extra needles and light magnification if needed.

Thursday Evening

CELEBRATION OF NEEDLEWORK
Reserves the right to cancel any class with low enrollment (less than 10 Students)

RR2
\$49.00



RR1
\$49.00

Round Robin

- * 7:00 pm-8:00pm for session 1
- * 8:00 pm-9:00pm for session 2
- * Beginner, Maximum: 50 per session

Our Round Robin classes are always one of the most popular classes of the weekend. We are scheduling two different and all new Round Robins that will run consecutively. The teachers will be chosen randomly for each session. Each hour-long class will feature four top notch teachers, each with their own unique project. In this fast-paced, fun-filled class the teachers will rotate, guiding you along as you learn about each of the designs. When you leave you are ready to stitch each of the designs. Please note that because of the time constraints finishing is not included, but the kits you take home will contain suggestions or instructions for completion. Sign up for both sessions and receive 8 kits.

SPECIAL NOTE ABOUT CLASS TIMES

Classes will end 15 minutes before the published time to allow for clean-up and to make sure students have enough time to get to their next class.



110
\$155.50

Stitcher's Rule

Jackie du Plessis, It's Fine-ally Finished
* 2:00 pm-5:45 pm
* Unpublished, Exclusive Teaching Piece
* Intermediate, Maximum: 24 students

The Stitcher's Rule is a dark turquoise silk stitched case with matching silk interior pockets. These two structured pockets sandwich a small needle page cut from fine linen. The small metal etui ruler that inspired Jackie to create this project fits neatly into one of the interior pockets. In class you will discuss how to stitch and create this tiny rule and the focus will be on finishing techniques and steps to prepare the linen and silk, add structure and join silk to linen and linen to silk.

Kit includes: Written instructions, graph, diagram, photos, and complete stitching and finishing supplies (linens, silk fabric, templates, mat board, ribbon and the metal gauge).

Please bring Q-snap, notebook, rotary cutter and mat and basic stitching and finishing supplies.

LEC-2
\$35.00

LECTURE 2: New England Samplers

Aimee Newell
* 3:30 pm-5:30 pm
* All, Maximum 60 students



Wendy picks up postcards as a remembrance of her journey. Souvenir takes its inspiration from the packets of postcards that unfold in a cascade of color and images. It begins as a case stitched on 28 ct linen in silk with a wide spine. The first page for your book is stitched with commemorative information, motifs, images and stitches all in silk. The souvenir has plenty of room for you to add more pages for events or create a sampler vocabulary. Stitch a catalog of favorite verses or start a round robin group with friends for additional pages of memories.

Kit includes: All materials necessary to complete the project. Bring light and magnification if needed.

Friday Morning

200
\$115.00



The Oak Box Sampler

Catherine Strickler

- *Exclusive Teaching Piece
- *8:00 am–11:45 am
- *Intermediate,
- Max 24 students

A traditional spot sampler worked on cream 32 count Belfast Linen with silk floss and mounted in a beautiful oak box (similar to the box used in the Victorian Sampler Box I taught a few years ago). Design size is 4 1/2 x 7 1/2 and includes many specialty stitches. If you like traditional samplers and or want to learn some new stitches join me for a few hours creating a piece to sit on an end table or in the bedroom for all those trinkets.

Kit includes: Oak box, threads, linen, color photo, diagrams, and complete instructions.

Bring light and or magnification if needed.



201
\$125.00

Squirrel and Strawberry Scissor Case

Nan Euler

- *Published Teaching Piece
- *8:00 am-12:45 pm
- *All, Maximum 24 students

This scissors case was designed to celebrate the first needlework event held in Massachusetts in conjunction with an event being held locally. A historic door hinge was the source of motif's used on the case's flap. The squirrel motif is typical of the 17th and 18th century embroideries and a reminder to all of the squirrel preparing for the future. Each motif is authentic to early New England and Deerfield's collection. The case is 4" x 11" stitched on 30 count white linen using a wide variety of silk hues, and assorted stitches.

Kit Contains: Chart, Photo, Linen, Silk threads, Lining Ribbon and finishing instructions.

Please bring hoop, frame, light and magnification if needed.

JOIN US!

Take advantage of our Membership option! For one \$35 fee, you will receive free 3-day admission, a 2008 souvenir pin, and a priority class pre-registration with a 5% discount. Just check the Membership box on the Registration Form to join us.

202
\$175.00



Nantucket's Petticoat Row

Marcia Brown Smith,
Binding Stitch

- *Premier, Unpublished, Exclusive Teaching Piece
- *8:00 am–11:45 am
- *Intermediate, Max 24 students

While their beloved ship captains were at sea in search of whale oil, the women of New England became industrious and enterprising by opening businesses along the busy waterfronts. These women created domestic commerce to sustain their families while their valiant seamen were away and the storefronts became known as "Petticoat Row." To commemorate these women the Nantucket Petticoat Row is created on 32ct antique white Belfast linen using the finest silks and over-dyes from Gloriana and Thread Gatherer to represent the cobblestone Main Street, the gay storefronts, the busy docks, the bustling chandlery and the local provisioner. The elevated docks make one feel as though the tides are lapping at the pilings waiting for the next ship's arrival. The classic Main Street landmark, the Abiah Folger Franklin fountain, which is festooned with flowers all summer is depicted by a lovely hand turned wood piece embellished with a riot of stitched flowers. Two ships wait to off load their cargo of oil barrels and reprovision for their next trip to sea. The many textures of this project require a broad variety of stitches such as Scotch, the wave stitch, gobelin, cross and satin and more. Widow's walks atop the busy storefront buildings with their cascading flower boxes allow the waiting mistresses to gaze out to sea anticipating the arrival of their seamen. These elements are presented in a handsome 8" x 8" Nantucket basket. All stitching and finishing steps will be demonstrated and applied in class. **Bring craft scissors.**

Kit includes: Linen, fibers, mounting materials, turned wooden fountain, 8' Nantucket basket and pilings.

Please bring light and magnification if needed.



203
\$155.00



Souvenir Wendy White, Wee Works

- *Premier Exclusive Teaching Piece
- *9:00 am–12:45 pm
- *Intermediate, Maximum 30 students

Wendy picks up postcards as a remembrance of her journey. Souvenir takes its inspiration from the packets of postcards that unfold in a cascade of color and images. It begins as a case stitched on 28 ct linen in silk with a wide spine. The first page for your book is stitched with commemorative information, motifs, images and stitches all in silk. The souvenir has plenty of room for you to add more pages for events or create a sampler vocabulary. Stitch a catalog of favorite verses or start a round robin group with friends for additional pages of memories.

Kit includes: All materials necessary to complete the project. Bring light and magnification if needed.

204
\$168.00



Near & Far

Jackie du Plessis

- *9:00 am–12:45 pm
- *Unpublished, Exclusive Teaching Piece
- *Intermediate, Max 24 students

This tote was developed to celebrate our bond as friends through needlework and our ever-growing need for a bigger stash. In class we will discuss, plan and create near or far. This carry-all has two side structural pieces, a gathered cotton pocket side and a stitching linen, pin keep side that flips up to showcase a secret storage section which consists of a removable scrimshaw and needle page. The two side pieces pull apart and the tote stands and opens the large central cavity. It has a double sided silk ribbon hanger that is long enough to be worn over the shoulder. You will cut and create the templates for the two sides and the scrimshaw palette, discuss the makings of the central cavity, ribbon hanger and twisted cord. The class time will focus on the finishing techniques and steps - preparing linen and silk, adding structure, shaping, joining silk to linen and linen to silk, making twisted cord, bow making, attaching buttons and making the scrimshaw palette.

Kit includes: Written instructions, graph, diagram, photos and complete kit for stitching and finishing (all linen, silk fibers, cotton fabric, templates, mat board, batting, cut-out pattern, double sided ribbon, brass rings, glass head pins, mother of pearl button). Scrimshaw will be available for order.

Please bring Q-snap, notebook, rotary cutter and mat and basic stitching and finishing supplies.

Friday Afternoon

205
\$115.50



Strawberry Trio
Barbara Jackson
Tristan Brooks

- * 12:00 pm-4:45 pm
- * Unpublished, Exclusive Teaching Piece
- * All, Maximum 18 students

Renew your friendship with traditional crewel embroidery, that bastion of rich colors and inviting textures. This little Elizabethan design is just the ticket - featuring a wide variety of stitches from long and short to simple stem stitch. Each stitch does have its challenges, so you will concentrate on good techniques to coax the best from each student. Heathway crewel yarn, a quality hand dyed merino from England, will be used for the main stitching with highlights in Pearsall's silk. The foundation is linen over muslin, an English technique that produces a very sturdy stitching surface. Since this is a "back to crewel basics" class, it will be suitable for all levels. Come to enjoy a day of stitching and remembering when you did that first piece of crewel. **Please bring** 10 x 10 stretcher bars (Evertites strongly recommended) or small slate frame, basting thread, 20 straight sewing pins, and light and magnification if needed. A 6" - 7" hoop with deep sides may also be used in lieu of the stretcher bars.

Kit includes: Threads, linen with design pre-drawn, muslin, and instructional booklet with color photos.

206
\$95.00



My Sampler Stitching Accessories
Robin Laukhuf

- * 12:00 pm-2:00 pm
- * Unpublished, Exclusive Teaching Piece
- * Intermediate, Maximum: 20 students

Harriet Burbidge wrought her sampler of earthy tones, at the youthful age of nine. I have chosen to select a few of Harriet's motifs to stitch a lovely sewing set. The set will include a scissor poke, needlebook, and a purse to carry all these accessories. The linen used will be Lakeside Linen's 36 ct. "Chantilly Lace". This will kit will also provide the stitcher with an opportunity to use Olde Willow Stitchery's new silk floss. This "must have" collection will be a great addition to your accessory heirlooms.

Kit includes: Linen, needle, photo, chart, full skeins of silk floss, and all finishing instructions with color pictures.

Bring Q-snaps and extra light/magnification as needed.

207
\$75.00



Your Own Name Tag
Susan Greening Davis,
Still Stitching with Susan,
LLC


- * Exclusive Teaching Piece
- * 1:00 pm-3:45 pm
- * Intermediate, Maximum 20 students

You may have seen Susan wear her lovely Name Tag Pocket. Now you can create your very own! 26 Count Cream Brussels linen stitched using #12 pearl cotton is perfect for the unusual hem-stitched edge. Susan will go over Basic hem, withdrawing threads in different ways, 3 sided stitch, picot edging, four sided and joining stitch. Come to class with your favorite color silk and then match it to one of the many choices of over-dyed ribbon. Lining tag will be unique and very special.

Remember - don't forget that favorite silk!

Kit Contains: Linen, over-dyed ribbon, pearl cotton, lining material, pattern, complete instructions and photo.

208
\$88.00



Beginner Hardanger
Julie Norton,

- J Designs by Julie Norton**
- * 1:00 pm-3:45 pm
 - * Exclusive Teaching Piece
 - * Beginner 16 students

This classic and traditional hardanger design is stitched on a 9 1/2" square imported table linen with a 14ct woven insert. Simple learning techniques are explained step by step as Julie takes you through the basics of hardanger embroidery. Her "hands-on" teaching style will ease any apprehension you may have. Class time will be used to create the design on a 14ct sample cloth and you will find using contrasting pearl cotton a helpful visual tool for stitch placement and formation. You will begin with basting, placement and kloster blocks, then cutting and dispelling all the fears about scissors. Next you will study eyelet formation, plain wrapped bars, the perfect picot, triple cable and satin work.

Kit includes: Imported linen table square, sample cloth, #3 and #5 pearl cottons, basting thread, needles, explicit directions, photo of finished design and detailed charts.

Please bring a desire to learn a new form of needlework, sharp, fine blade embroidery scissors and light/magnification if needed.

209
\$175.00



Remember Me/Forget Me Not
Jackie du Plessis

- * 2:00 pm-5:45 pm
- * Unpublished, Exclusive Teaching Piece
- * Intermediate, Maximum 24 students

Inspired by tiny Forget me not flower, whose name everyone remembers and the sentiments attached to the phrase "Remember me/forget me not", this diminutive needle case was born. Styled from an antique leather needle case from my collection, this tiny case has a functional interior with pin keep storage, gusset pocket and needle page area that's large enough to hold Premi scissors. The "Remember Me/forget me not" is created with a stitched linen exterior: a tiny stitched flower wreath and "Remember Me" phrase. The interior is constructed with silk fabric and a stitched linen panel that is used to create the needle page lining area as well as the front and inside of the gusset pocket.

Join me in class as we stitch parts of the interior panel, using two silk fibers (solid and hand dyed), creating a subtle washed effect and discuss all other stitches and assembly aspects of the "Remember Me/Forget me not" collection. We will also create a "practice" gusset for you to review once you assemble your "Remember Me/Forget me not" at home.

Kit includes: All supplies to stitch and finish this project: Detailed stitch graphs, stitch diagrams, instructions with color pictures of the finishing steps. Silk fabric, interfacing, skirtex, cotton batting, sterling heart shape flower charm, ribbons, fibers as well as the supplies and instructions to finish the Silk Keepsake case that holds the tiny "Remember Me/Forget me not" needle case. Scrimshaw used in model is optional and can be ordered from the order form enclosed in your kit.

Bring light and magnification if needed as not all rooms are well lit.

SOUVENIRS

Be sure to stop at the registration desk to purchase a souvenir of your memorable Celebration 2008 weekend.

These items are limited edition.

Make your selection early so you won't be disappointed!

**Photo
not Available
at
Time of Printing**

**210
\$245.00**

**Miss Liberty
Wendy White**

- *Premier Project Unpublished Teaching Piece
- *2:00 pm-5:00 pm
- *Intermediate, Maximum 25 students

Stitched on 32-count linen, Miss Liberty is a charming addition to your collection of sewing tools. Based on the popular early twentieth century pincushion dolls, Miss Liberty is a contemporary hand painted version in porcelain. Outfitted with a skirt that is made from your stitched portion as well as silk, her outstretched arms carry a flag that you will also create. This class will include a discussion of antique and collectible versions, all stitching instructions as well as the complete construction of your very patriotic pincushion.

Stitchers are asked to bring the standard class stitching supplies and **paper scissors**, along with lighting and magnification if necessary.

Kit includes: One porcelain half doll and all materials to stitch and complete the project.

**SPECIAL NOTE
ABOUT CLASS TIMES**

Classes will end 15 minutes before the published time to allow for clean-up and to make sure students have enough time to get to their next class.

**211
\$90.00**

**Photo
not Available
at
Time of Printing**

**Pinstuck Pincushion
Jeannette Douglas**

- *Unpublished, Exclusive Teaching Piece
- *4:00 pm-5:45 pm
- *Intermediate, Maximum 24 students

Pinstuck Pincushions were all the rage from the 17th and 19th century. These cushions were more decorative than useful. The designs were made entirely of pins and were not removed so not to spoil the wonderful designs. Join me for this class on how to create your own unique 2 x 2 Pinstuck Pincushion, and see how easy it is to create such a wonderful gift for yourself or a friend.

Kit includes: Frame, Hand dyed Velvet, Pins, backing and complete instructions including finishing.

Photo not Available

**212
\$68.50**

**Tulip Biscornu
Maureen Appleton**

- *4:00 pm-5:45 pm
- *Exclusive for Louisville Celebration'08

Created on the cherished Scottish Glenshee linen, this adorable biscornu, is embellished with an array of fibers from the Spring Garden. Maureen's gentle guidance to the unique method of stitching "one-over-one" is a class treat, as well as the finishing instructions included. This tiny four point pillow is such a delight to assemble with the simple finishing technique.

Certainly, you will need this necessary accoutrement for your stitching nest! A simple outline stitch of a tulip is most attractive both front and back. Your personalization is on the backside, smartly gathered by a vintage brass button. Well, you can't miss this wonderful companion. **Only taught at Louisville!**

Friday Evening

**SEV
\$59.50**



Special Evening Event

**Susan Greening Davis,
Still Stitching with Susan, LLC**
*7:00 pm-10:00 pm
*Special Evening Event

A Fun Filled Event will it be a Yankee Swap? Deal or no Deal? Bingo? OR Something entirely different!! Only your Emcee knows???

What's in the Popper? Barbara Jackson has collected over 100 Toilet Paper rolls in record time just for you the attendees. What's in them?? How do I get one? Join Susan to find out.

Here it is again - the big Saturday Evening Event! Our hostess, Susan Greening Davis, has another fun-filled night for you. She has created a special keepsake of needlework that you will love. This is another of her "self-finishing" designs and we know that you will be stitching furiously to finish it and then enjoy its use. You may choose to stitch on it during the evening or you can do the work in the comfort of your jammies and slippers in your room. It is already done...so you can enjoy it while you work on the needlework that will attach to it...hmmmm...sounds "funderful" as Susan would say!!!

In the early evening Susan will be discussing her latest needlework adventures. She had the privilege to be selected to study in BOTH Italy and England last year!

Susan is very passionate about our goal of raising money for our charity Breast Cancer Research, as well as having some wonderful surprises to share with you. Join us for a little playtime, some learning, a kit, a gift, a yummy dessert buffet and time to relax with your friends and join in on the game. This night is a true Celebration of Needlework, that ALL of you need to come and support! It is a special way to support our fellow sisters, known or unknown, in fighting this disease.

Saturday Morning

**300
\$98.00**



Hardanger Ornament Class

Julie Norton, J Designs by Julie Norton
*8:00 am-11:45 am
*Exclusive Teaching Piece
*Intermediate/Advanced,
Maximum 18 students

These beautiful 'bobbles' are not only to hang on your tree or to adorn a package; the patterns included in the class kit are so versatile you can create wonderful little fobs for your scissors or attach to your zipper pull of your favorite stitching tote. They are quick easy gift ideas, but make sure to stitch several for yourself.

This class has an emphasis on stitch technique and journey direction. General basting, anchoring and binding of kloster blocks and wrapping is reviewed. Basic kloster block and kloster block variation formations are used in these designs. "The Perfect Picot", Adjoining wrap variation, The Dove's Eye Variation, Plain wrapped bars with spokes, and a Plain wrap variation with corner Dove's Eye stitches will be covered in detail. A standard Buttonhole stitch, a Buttonhole variation stitch along with Satin Surface work, Smyrna stitch and beads are used to enhance both the front and back sides of these unique designs.

Each design is stitched either on 24ct white congress cloth, edged with a buttonhole stitch for a quick finished edge or stitched on 28ct white Jobelan finished on a Dritz 1-7/8" button.

Kit includes: 4 pieces of 24ct white congress cloth, 6 pieces of 28 ct white Jobelan, six 1-7/8" Dritz button covers, one skein each gold, red, green DMC 6 strand metallic floss, white Pearl Cotton #8 and Pearl Cotton #12, red and gold beads, assorted finishing trims, basting thread and needles. Explicit detailed technique instructions and charted designs, along with finishing techniques are included. In addition each kit will include a sample cloth kit to practice on in class, along with a complimentary PRE-stitched sample cloth, so each student can get right to the cutting and wrapping.

This is not a 'how to' learn Hard-anger class - prior Hard-anger stitching knowledge is required. Bring sharp embroidery scissors and additional magnification or lighting if needed.

**CELEBRATION OF
NEEDLEWORK SHOPPING
CENTER HOURS**

Thursday & Friday: 9 am to 5:30 pm
Saturday: 9 am to 5 pm

Admission: \$9.00 per day or
\$17.00 for a 2 day pass
\$24.00 for a 3 day pass

For your safety, no strollers will be allowed in the Shopping Center.

301
\$155.00



A Shaker Box with Needlework Toys!

Susan Greening Davis,
Still Stitching with Susan, LLC

- *Exclusive Teaching Piece
- *9:00 am–12:45 pm
- *Intermediate, Maximum 24 students

This is a very special opportunity! You will study and learn the construction for three small accessories - an unusual scissor holder, a "booklet" with an insertion stitch for pins and a needle holder that rolls up. 26 count Brussels linen with over-dyed floss is used to compliment the designs. The beautiful Shaker Box is included with the lining material.

Kit Contains: Shaker Box, lining material for the box, linen, floss, charts and photo. Please bring regular stitching supplies and light and magnification if needed.



302
\$95.00

Autumn Etui

Wendy White, Wee Works

- *9:00 am–11:45 am
- *Exclusive Teaching Piece
- *Intermediate,
- Max 30 students

One very popular little antique etui was made from the shell of a large walnut and fitted with special little tools. Sought by collectors the world over, this class takes its inspiration from that little treasure. In this class we will take a walnut form, fit it with a stitched linen band, line it with silk and complete the ensemble with a tool board to hold scissors, needles and pins. This will be a lovely addition to your collection of special needlework items.

Kit includes: All materials necessary to make the complete project. Bring light and magnification if needed.

303
\$165.00



Pineapple Limoges Etui

Jackie du Plessis

- *9:00 am–12:45 pm
- *Exclusive Unpublished Teaching Piece
- *Intermediate,
- Maximum 24 students

This Limoges-styled etui is stitched in hand dyed silk fibers of gold and green tones creating tiny pineapples that make the body of the case. Hand dyed ribbons will be used to make the foliage and a gross grain ribbon to make the scissor slot and hanger. During class time you will discuss and create the internal scissor slot and discuss the stitching and finishing of the Pineapple Image etui.

Kit includes: Written instructions, graph, diagram, photos and a complete stitching and finishing kit (linen, silk fibers, templates, mat board, batting, pattern, Mylar, silk and gross grain ribbon and pineapple crystal).

304
\$88.50



Needle book and Thread Pendant

Catherine Strickler

- *9:00 am–12:45 pm
- *Exclusive Teaching Piece
- *Intermediate,
- Maximum 24 students

This little Needle-Book and LoRan Threader can be worn as a necklace (optional name tag) or hung around your stitching nest. You will create this lovely piece using 32-Count Cream Belfast linen in Pearl Cotton and Over-dyed cotton floss. This sweet Little Needle-Book's design size is 3" by 12" and the stitches executed to create this piece are Four Sided, Button Hole Bars, Bullion Knots, cross stitch over one and reverse chain stitch. Join Catherine as she guides you through the stitches and the finishing of the project.

Kit includes: Fibers, Linen, color photo, needle, charts and complete instructions.

Bring light and or magnification if needed.

305
\$158.00



Creative Stitches

Jeannette Douglas

- *12:00 pm–4:45 pm
- *Exclusive Unpublished
- *Intermediate, Maximum 24 students

This class covers the basic area of needlecraft embroidery, cross stitch, and needlepoint using a variety of threads in silks and metallic. Ribbon, charms, beads and buttons are used to create a sampler depicting the many arts and crafts we all enjoy. This is truly a one of a kind sampler that encompasses surface embroidery, knitting, beading, crazy quilting, needlepoint and so many more. This class has only been taught in Canada and will premier in Louisville, KY for the first time in the US.

Kit includes: All silk threads, linen, beads, and charms. Beaded fringe is not included.

Please bring to class basting thread, practice linen, Q-snaps, scissors, extra needles and light magnification if needed.

306
\$108.00



Hand-Y-Keep

Nan Euler

- *12:00 pm–3:45 pm
- *Exclusive Unpublished Teaching Piece
- *All, Max 24 students

A variety of 17th century bands decorate the cover of this handy scissors keep. Each band is stitched in Double Running, Stepped Herringbone or alternating Herringbone. Using 34 count linen for the front and back and a silk cord and tassel attached to the scissors creates a retractable protection for your scissors.

Kit Contains: 1 full skein of over-dyed silk, needles, construction materials, photo and chart.

Please bring a 4" or 5" hoop, light and magnification if needed.

**REGISTRATION BEGINS ON
June 15, 2008**

No Registration Forms
will be accepted before this date.

**ADVANCED REGISTRATION
ENDS ON**

September 15, 2008

After this date on site will be accepted.

SKILL LEVELS

All: Suitable for everyone

Beginner: Knows how to thread a needle and has basic sewing knowledge

Beginner/Intermediate

Intermediate: Reads moderately complex cross stitch charts calling for many color changes and worked in a variety of stitches; has worked over 2 threads on linen or other even-weave fabrics

Intermediate/Advanced

Advanced: As a stitcher, you are familiar with most counted-thread stitches, are experienced and at ease stitching on fine-count fabrics, and enjoy learning complex techniques.



307
\$153.00

Springtime Sewing Purse

Barbara Jackson

* 1:00 pm-4:45 pm

* Unpublished, Exclusive Teaching Piece

* Advanced, Max 20 students

Every stitcher deserves a simply exquisite sewing purse made of the finest materials available. Working with a luscious array of Pearsall's silks, both solid and variegated; students will create a beautifully designed purse featuring the traditional Bargello carnation. The soft, shiny silks and twinkling metallic are absolutely superb on soft ivory 36 Count Linen. Surrounding the carnation are rows of traditional sampler motifs using a variety of stitches to show off your stitching expertise. The inside and back of the purse afford even more space for sampler motifs and personalization. Variegated threads will give each stitcher different results, making your piece an exclusive rendition! Turning the finished stitching into a sewing purse with a snap closure. There is no machine sewing involved. Each step will be demonstrated in class.

Kit includes: linen, silks, metallics, lining, interfacing, snap, charts with photos, needles, stretcher bars, and tacks. Bring light magnification if needed.

SPECIAL NOTE ABOUT CLASS TIMES

Classes will end 15 minutes before the published time to allow for clean-up and to make sure students have enough time to get to their next class.

308
\$139.00



Infinite Tulip

Maureen Appleton

* 2:00 pm-4:45 pm

* Unpublished, Exclusive Teaching Piece

* Intermediate/Advanced,

Maximum 24 students

Infinite Tulip is a marvelous artistic rendition of the famed Parrot Tulip. Stitched into a lovely needlebook, it is certain to become a necessaire for your stitching basket.

Four lifelike visions of this tulip in four different stages of bloom will ornament the front, back and inside pages of your needlebook. Only serious needlearts will endure the depth of detail created here on Maureen's own 29-count ivory Glenshee linen, which she imports from Scotland. Impossible to guess such grande beauty is created with all DMC fibers. Hues of garnet, fuchsia, pale ivories, blush, butter, moonlit, and a variance of hunter and pine greens embellish these tulip creations. All stitched in Maureen's unique fashion of one-over-one on this premium Scottish linen. Pure delight.

The needlebook is ornamented with hand etched Austrian Glass tools, and beads, complimenting the various tulips, and becoming such useful needlework tools for your case.

Vintage brass buttons are the closure, and boiled wool inserts store needles and such.

Most unique finishing techniques, all provided by my professional needlework finisher, and included in my class presentation. A piece to complete with such pride. What an heirloom you shall create.

I am presently stitching and completing the components of this exquisite needlebook. The parrot tulip is (will be) featured in four various stages of bloom, from the swollen bud to the full blossomed tulip, spilling its extravagant hues onto the linen. These first two images are such a tease, but will surely enhance your apprehensive thoughts of my class. It will certainly be complete with appropriate needlework tools, vintage buttons, boiled wool inserts, etc. I encourage you to visit this site later to update your visuals, as my needles fly. The four stitched tulips will be the front and back covers, as well as two of the inside pages of needlebook.


Presently my finisher and I are collaborating unique ideas of finishing, and will be certain to keep you informed of techniques, stitches, yada. I thank you from the bottom of my one-over-one heart for your confidence and patience with me. My life is back on track, and I am blessed to return to restored health. I cannot wait to set this lovely kit down in front of you in my classroom. I am in love with this beautiful tulip.



SOUVENIRS

Be sure to stop at the registration desk to purchase a souvenir of your memorable Celebration 2008 weekend.

These items are limited edition.
Make your selection early so you won't be disappointed!



309
\$99.50

Tiny Floss Tote

Catherine Strickler

* 2:00 pm-3:45 pm

* Exclusive Teaching Piece

* Intermediate, Maximum 24 students

"Tiny Floss Tote" Worked on White 32 count Belfast Linen with Silk Floss and a beaded edge, this little fuchsia tote holds 12 floss bobbins so you can travel in style with your needlework project. Design size is 8 x 8 folds up into a tote by use of a ribbon. Join Catherine as she demonstrates the many specialty stitches included in the design, creating something different for your stitching bag.

Kit includes: Threads, linen, color photo, diagrams, and complete instructions.

Bring light and or magnification if needed.





CELEBRATION OF NEEDLEWORK KY 2008 REGISTRATION FORM

PLEASE PRINT CLEARLY

PAYMENT (Circle one):

Name _____

Address _____

City _____

State _____ Zip _____

Phone (Day) _____

Phone (Eve) _____

Fax/E-Mail _____

Check Money Order Visa Mastercard Amex Discover

Enclose check or money order with this form, made payable to:
Celebration of Needlework.

Visa/Mastercard, Amex, Discover complete the following:

Print name as it appears on card _____

Card No. _____

Expiration Date _____

Signature: _____

REGISTRATION POLICIES - IMPORTANT - PLEASE READ

- * Registration begins June 15, 2008. Members receive priority.
- * Anything received before this date will be considered first day.
- * On-site registrations will be accepted at the show.
- * Registrations will be accepted by mail or fax. NO registrations will be taken by phone or e-mail.
- * Registrations will be processed in order of postmark date.
- * All registrations MUST include phone number.
- * Confirmations will be mailed 3 weeks from receipt of registration.
- * Please read and sign the cancellation policy, or this form will be returned to you, delaying the processing of your registration.

CANCELLATION POLICY

All requests for cancellation must be made in writing and be accompanied by your original confirmation form. A refund will be issued to you only if we are able to fill your place in class. There will be a \$25.00 Processing Fee for cancellation. Refunds will be issued approximately three weeks after the show.

I have read the Registration and Cancellation Policies.

Signature _____ Date _____

Please indicate below which classes you would like to participate in. We will make every effort to give you the classes of your choice, with priority given to Members. If your selection is full, we will contact you by phone or e-mail to see if you would like to make an alternate choice. Once your confirmation for classes has been sent to you, classes cannot be exchanged; you must cancel one class and register for another. We reserve the right to cancel any class that does not meet the teacher's minimum capacity. If a class is cancelled you will be notified and given the option of a refund or an alternate choice.

Please note that Celebrations 2008 will be held in two locations. This is the registration form for the Oct. 8th - Oct. 11th show in Louisville, KY only.

WEDNESDAY, 10/8/08		Price
<input type="checkbox"/>	95 Knot a Pocket Kit & DVD	83.00
<input type="checkbox"/>	96 Strawberry Needle Roll	115.00
<input type="checkbox"/>	97 Framing a Small Sampler	98.00
<input type="checkbox"/>	98 Sally Johnson - Old Sturbridge Village Reproduction	95.00
<input type="checkbox"/>	99 Canvas Notebook 2 - Beyond the Basics	85.00
<input type="checkbox"/>	MNG Preview Night-Meet and Greet	FREE
<input type="checkbox"/>	SE Show and Share	FREE
<input type="checkbox"/>	LEC-1 LECTURE 1: Nantucket Samplers	35.00
Total for Wednesday Classes		\$ _____

THURSDAY, 10/9/08		Price
<input type="checkbox"/>	100 Strolling the Show Floor (Members FREE)	15.00
<input type="checkbox"/>	101 My Stitching Accessories (companion to My Finishing Accessories)	185.00
<input type="checkbox"/>	102 Dash into it Fearlessly	110.00
<input type="checkbox"/>	103 Petite Samplaire	99.75
<input type="checkbox"/>	104 Picnic Basket	158.00
<input type="checkbox"/>	105 Pineapple Stitches	130.00
<input type="checkbox"/>	106 New England Needlework Necessaire	265.00
<input type="checkbox"/>	107 Pineapple Quest	158.50
<input type="checkbox"/>	108 Strawberry Box	138.00
<input type="checkbox"/>	109 "Eight Pretties" Pin Cushion	95.00
<input type="checkbox"/>	110 Stitcher's Rule	155.50

<input type="checkbox"/>	111 Pooh's Temptation	89.75
<input type="checkbox"/>	LEC-2 LECTURE 2: New England Samplers	35.00
<input type="checkbox"/>	112 Pineapple Biscornu	98.00
<input type="checkbox"/>	RR1 Round Robin 1	49.00
<input type="checkbox"/>	RR2 Round Robin 2	49.00
Total for Thursday Classes		\$ _____

FRIDAY, 10/10/08		Price
<input type="checkbox"/>	200 The Oak Box Sampler	115.00
<input type="checkbox"/>	201 Squirrel and Strawberry Scissor Case	125.00
<input type="checkbox"/>	202 Nantucket's Petticoat Row	175.00
<input type="checkbox"/>	203 Souvenir	155.00
<input type="checkbox"/>	204 Near & Far	168.00
<input type="checkbox"/>	205 Strawberry Trio	115.50
<input type="checkbox"/>	206 My Sampler Stitching Accessories	95.00
<input type="checkbox"/>	207 Your Own Name Tag	75.00
<input type="checkbox"/>	208 Beginner Hardanger	88.00
<input type="checkbox"/>	209 Remember Me/Forget Me Not	175.00
<input type="checkbox"/>	210 Miss Liberty	245.00
<input type="checkbox"/>	211 Pinstuck Pincushion	90.00
<input type="checkbox"/>	212 Tulip Biscornu	68.50
<input type="checkbox"/>	SEV Special Evening Event	59.50
Total for Friday Classes		\$ _____

CELEBRATION OF NEEDLEWORK
Reserves the right to cancel any class with low enrollment (less than 10 Students)

SATURDAY, 10/11/08		Price
<input type="checkbox"/>	300 Hardanger Ornament Class	98.00
<input type="checkbox"/>	301 A Shaker Box with Needle work Toys!	155.00
<input type="checkbox"/>	302 Autumn Etui	95.00
<input type="checkbox"/>	303 Pineapple Limoges Etui	165.00
<input type="checkbox"/>	304 Needle book and Thread Pendant	88.50
<input type="checkbox"/>	305 Creative Stitches	158.00
<input type="checkbox"/>	306 Hand-Y-Keep	108.00
<input type="checkbox"/>	307 Springtime Sewing Purse	153.00
<input type="checkbox"/>	308 Infinite Tulip	139.00
<input type="checkbox"/>	309 Tiny Floss Tote	99.50
<input type="checkbox"/>	310 Beaded Garden Accessories	155.00
Total for Saturday Classes		\$ _____

Class Subtotals \$ _____

Less Member Discount: \$ _____

Subtract 5% (subtotal x .05)

CLASS TOTAL \$ _____

EXTRAS		Price
<input type="checkbox"/>	Membership (includes 3-day unlimited Market admission)	35.00
<input type="checkbox"/>	2-day unlimited Market admission	17.00
<input type="checkbox"/>	1-day unlimited Market admission	9.00
<input type="checkbox"/>	Souvenir tote bag	28.00
<input type="checkbox"/>	Badge Holder	6.00
<input type="checkbox"/>	2007 Souvenir pin	7.00
<input type="checkbox"/>	2008 Souvenir pin	7.00

Extras Total \$ _____

TOTAL AMOUNT DUE \$ _____
(Class Total + Extras Total)



SPONSORS

Pam Reed

Olde Colonial Designs
P.O. Box 704
Marshfield, MA 02050
pam@celebrationofnw.com
www.oldecolonialdesigns.com

Donna Reynolds

Creative Picture Framing
800 Main Street
Holden, MA 01520
508-829-3883
www.creativepictureframing.com

Norden Crafts

www.nordencrafts.com
Stitcher's Lounge Sponsor

Zweigart Linens by Joan Toggitt

www.zweigart.com
Thursday Night Preview Sponsor

Needlepoint Silk

www.needlepointsilk.com
Saturday Night Event Sponsor

Celebration of Needlework
P.O. Box 704
Marshfield, MA 02050
Fax: 781-934-0290
www.celebrationofnw.com

CELEBRATION N

OF NEEDLEWORK

Louisville, KY



The Louisville Downtown Marriott
280 West Jefferson, Louisville, KY 40202
(800) 533-0127 • FAX (502) 627-5044
<http://www.celebrationofnw.com/lodging.htm>

The brand new Louisville downtown Marriott hotel is the city's newest grand tradition for important business events, stylish social gatherings or weekend escapes. The hotel offers three restaurants and lounges, indoor pool, hot tub, whirlpool, exercise facility, and many nearby attractions including Waterfront Park and Louisville Glassworks.

Please mention that you are attending the Celebration of Needlework and make your reservations by September 17, 2008 using the phone number above and code 'CENCENA' to receive the special show rates.

Both on-site and off-site parking is available for a fee - contact the hotel for details.

14% Hotel Tax is not included in the quoted price and is subject to change.

DIRECTIONS

From Louisville (SDF) Airport

- Hotel direction: 8.0 mi N
- Driving directions: From Louisville International: Take 264 East one mile to I-65 North about 6 miles to Brook Street exit. Turn left onto Jefferson. Hotel on left, 2 blocks down.
- Bus service, fee: 2.5 USD (one way)
- Estimated taxi fare: 16.0 USD (one way)

Check-In and Checkout

- Check-in: 3:00 PM
- Check-out: 11:00 AM

LOUISVILLE INTERNATIONAL AIRPORT

American Airlines	800-433-7300
Continental Airlines	800-525-0280
Delta Airlines	800-221-1212
Midwest Airlines	800-452-2022
Northwest Airlines	800-225-2525
Southwest Airlines	800-359-3594
United Airlines (United Express)	800-241-6522
US Airways Express	800-428-4322